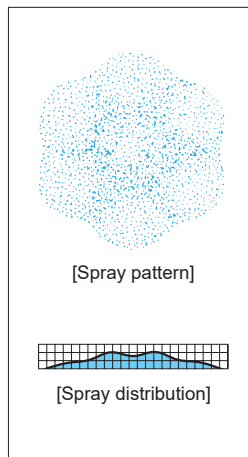
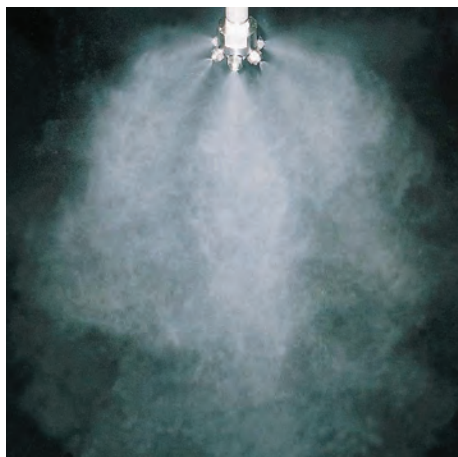


# Seven-head Full Cone Spray Nozzles

## Extremely Fine Atomization

7KB

Full Cone



- Full cone spray nozzle with an almost round-shaped spray area.
- Produces fine atomization.
- Seven (7) KB hollow cone spray nozzles are installed on a very compact adaptor header.
- KB series nozzles with ceramic whirl chambers and orifices provide excellent wear-resistance.

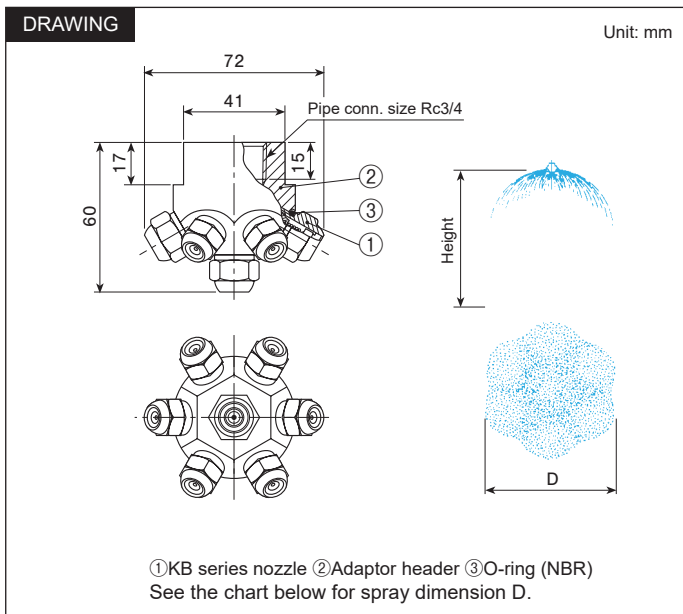
**[STANDARD PRESSURE]**  
0.7 MPa

**[APPLICATIONS]**

- Gas cooling • Cleaning
- Moisture control • Humidification
- Dust suppression

Structure	<ul style="list-style-type: none"> <li>• Seven (7) KB series hollow cone spray nozzles, with a 60° spray angle, are screwed into an adaptor header.</li> <li>• Nozzle orifice and closer are made of ceramic.</li> <li>• Each KB series nozzle has a built-in strainer.</li> </ul>
Material	<ul style="list-style-type: none"> <li>• Nozzle orifice &amp; closer: ceramic</li> <li>• Metal parts: S303</li> </ul> <p>SPECIAL ORDER MATERIAL: S316</p>
Weight	• 370 g

[Note] Appearance and dimensions may differ slightly depending on material and nozzle code.



Spray capacity code	Spray angle (°)			Spray dimension D (m) at each spray height (at 0.7 MPa)				Spray capacity (L/min)								Mean drop. dia. (µm)	Free pass. dia. (mm)	Strainer mesh size	
	0.3 MPa	0.7 MPa	1 MPa	0.5 m	1.0 m	1.5 m	2.0 m	0.3 MPa	0.4 MPa	0.5 MPa	0.6 MPa	0.7 MPa	1 MPa	1.2 MPa	1.5 MPa				2 MPa
023	—	180	180	0.51	0.65	0.66	—	—	0.18	0.20	0.22	0.23	0.28	0.31	0.34	0.39	45	0.15	200
054	—	180	180	0.56	0.75	0.80	0.80	—	0.41	0.45	0.50	0.54	0.64	0.70	0.79	0.91	50	0.15	200
124	—	180	180	0.61	0.82	0.88	0.88	—	0.93	1.05	1.15	1.24	1.48	1.62	1.81	2.09	75	0.30	150
544	173	180	180	0.80	1.14	1.32	1.40	3.56	4.11	4.60	5.04	5.44	6.50	7.12	7.96	9.19	75	0.50	100
1087	174	180	180	0.99	1.37	1.60	1.70	7.12	8.22	9.19	10.1	10.9	13.0	14.2	15.9	18.4	210	0.60	100

[Note] 7KB series nozzles are guaranteed only for the spray capacity at standard pressure.

**HOW TO ORDER**

To inquire about or order a specific nozzle please refer to this coding system.

Example: 3/4F 7KB 023 S303

3/4F 7KB 023 S303

Pipe conn. size*	Spray capacity code	Material
3/4F	023	S303
	023	
	∩	
	1087	

\*"F" indicates female thread ("Rc" of the ISO standard), e.g. 3/4F = Rc3/4.