

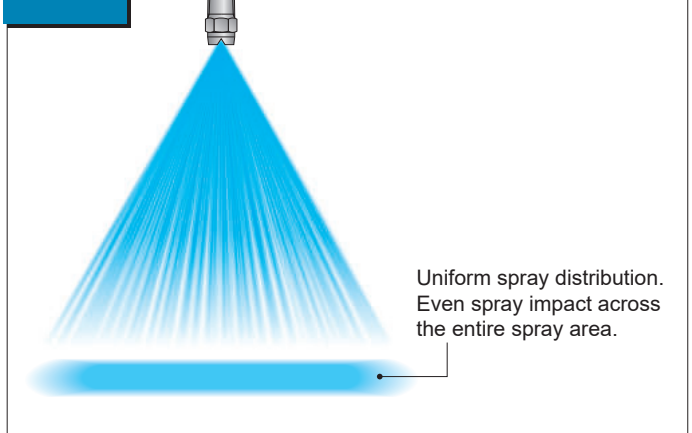
VVEP series Even Flat Spray Nozzles

Rolling mill process

- Roll cooling
- Cooling steel plates



FEATURES



VVEP series

MATERIAL Stainless steel 303

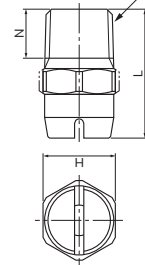
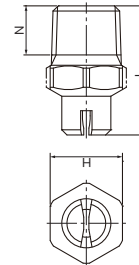
Pipe conn. size	Dimensions (mm)			Mass (g)
	L	H	N	
R1/4	25	14	9.5	21
R3/8	30	19	10.5	37
R1/2	38	23	14	65

[Note] Appearance and dimensions may differ slightly depending on materials and nozzle codes.

Spray angle code: 130

The others

Pipe conn. size



Spray angle code	Spray capacity code	Pipe connection size			Spray angle (°)			Spray capacity (L/min)								Mean drop. dia. (µm)	Free pass. dia. (mm)	
		R1/4	R3/8	R1/2	0.15 MPa	0.3 MPa	0.7 MPa	0.05 MPa	0.1 MPa	0.15 MPa	0.2 MPa	0.3 MPa	0.5 MPa	0.7 MPa	1 MPa			2 MPa
90	40	○			81	90	97	1.63	2.31	2.83	3.27	4.00	5.16	6.11	7.30	10.3	320	0.9
	60	○			82	90	96	2.45	3.46	4.24	4.90	6.00	7.75	9.17	11.0	15.5	350	1.2
	80	○			82	90	96	3.27	4.62	5.66	6.53	8.00	10.3	12.2	14.6	20.6	380	1.4
	100	○			82	90	96	4.08	5.77	7.07	8.17	10.0	12.9	15.3	18.3	25.8	410	1.5
	200		○		84	90	95	8.16	11.5	14.1	16.3	20.0	25.8	30.6	36.5	51.6	490	2.2
80	40	○			71	80	87	1.63	2.31	2.83	3.27	4.00	5.16	6.11	7.30	10.3	330	1.0
	60	○			72	80	86	2.45	3.46	4.24	4.90	6.00	7.75	9.17	11.0	15.5	360	1.3
	80	○			72	80	86	3.27	4.62	5.66	6.53	8.00	10.3	12.2	14.6	20.6	390	1.6
	100	○			72	80	85	4.08	5.77	7.07	8.17	10.0	12.9	15.3	18.3	25.8	420	1.7
	200		○		74	80	85	8.16	11.5	14.1	16.3	20.0	25.8	30.6	36.5	51.6	500	2.6
65	40	○			56	65	71	1.63	2.31	2.83	3.27	4.00	5.16	6.11	7.30	10.3	350	1.3
	60	○			57	65	71	2.45	3.46	4.24	4.90	6.00	7.75	9.17	11.0	15.5	390	1.4
	80	○			58	65	71	3.27	4.62	5.66	6.53	8.00	10.3	12.2	14.6	20.6	420	1.8
	100	○			58	65	70	4.08	5.77	7.07	8.17	10.0	12.9	15.3	18.3	25.8	440	2.0
	200		○		59	65	69	8.16	11.5	14.1	16.3	20.0	25.8	30.6	36.5	51.6	530	2.9
130	100	○			127	130	132	4.08	5.77	7.07	8.17	10.0	12.9	15.3	18.3	25.8	390	0.7
	200		○		127	130	132	8.16	11.5	14.1	16.3	20.0	25.8	30.6	36.5	51.6	470	1.0
	300		○		127	130	132	12.2	17.3	21.2	24.5	30.0	38.7	45.8	54.8	77.5	520	1.2

How to order

Please inquire or order for a specific nozzle using this coding system.

<Example> 1/4M VVEP 90 40 S303

1/4M	VVEP	90	40	S303
Pipe conn. size*		Spray angle code	Spray capacity code	
■ 1/4M		■ 90	■ 40	
■ 3/8M		■ 80	■ I	
■ 1/2M		■ 65	■ 400	
		■ 130		

**"M" indicates male thread ("R" of the ISO standard) and "F" indicates female thread ("Rc" of the ISO standard).

To order, please specify the pipe connection size by replacing respectively "R" and "Rc" by "M" and "F" as in the above chart.